

People usually find their way to regenerative medicine when they are already hurting. A worn knee that makes stairs a chore. A shoulder that wakes them at night. A spine that has been through rounds of injections and maybe even surgery. By the time someone sits in a regenerative medicine clinic, the last thing they want is more pain from the treatment itself.

Good regenerative medicine doctors understand this deeply. Many of us came to this field from sports medicine, orthopedics, physical medicine and rehabilitation, or anesthesiology. We have watched patients grit their teeth through steroid injections or post-operative rehab, and we build our practices around doing things differently.

This article walks through how experienced regenerative medicine physicians actively minimize pain during procedures, and what you can expect if you are considering treatments like platelet rich plasma (PRP), prolotherapy, or stem cell based procedures.

Along the way, I will also address some of the practical questions people ask in the exam room: What is a regenerative medicine doctor exactly? Is regenerative medicine painful? Who is a good candidate for regenerative medicine and who should avoid it? How much does it cost, does insurance ever pay, and what are some real drawbacks?

What a regenerative medicine doctor actually does

A regenerative medicine doctor focuses on helping the body repair or replace damaged tissues using its own biological tools. That might include concentrated platelets from your blood, cells from bone marrow or fat, processed tissue grafts, or biologically active scaffolds that support healing.

Different physicians arrive at this work by different paths. Some are orthopedic surgeons who now offer biologic injections alongside or instead of surgery. Others come from sports medicine or physical medicine and rehabilitation (PM&R). A smaller number start in pain medicine, anesthesiology, or rheumatology. So when people ask, "What is a regenerative medicine doctor?" the honest answer is that it is usually an additional focus layered on top of a primary specialty, not a standalone residency in most countries.

Because the field crosses so many disciplines, your experience of pain during procedures will depend less on the label and more on the individual doctor's training, equipment, and philosophy. The most thoughtful clinicians treat comfort and safety as core parts of the procedure, not afterthoughts.

Why people worry that regenerative medicine might be painful

Many regenerative procedures involve at least two steps that patients instinctively fear: drawing blood or bone marrow, and then injecting a concentrated solution into an already painful joint, tendon, or spine.

Common worry points sound like this:

- "I heard bone marrow aspiration is awful. Is that true?"
- "My last cortisone shot made me jump off the table. Is PRP worse?"
- "Is regenerative medicine painful enough that I should ask for sedation?"

These worries are understandable. Without good technique and planning, these procedures can be quite uncomfortable. The gap between a rough experience and a very tolerable one often comes down to details: needle size, anesthetic buffering, ultrasound guidance, the pace of the injection, and how well the patient is coached throughout.



If you remember nothing else from this article, remember this: pain control in regenerative medicine is not an afterthought. Skilled doctors design the entire visit around minimizing and managing discomfort, from the first needle to the ride home.

The main procedures and where pain can creep in

Most regenerative practices offer a similar menu of core procedures. Each has its own “pain points” and strategies to address them.

Platelet rich plasma (PRP) injections

PRP involves drawing your blood, concentrating your platelets, then injecting them into an injured area. Most patients describe the blood draw as no worse than a routine lab. The injection itself can sting or cause pressure, especially in tight joint spaces or near nerve-rich areas like the thumb or foot.



Comfort strategies here include:

- Generous local anesthesia around the injection path
- Ultrasound guidance to avoid multiple “searching” needle passes
- Slower injection to decrease pressure pain
- Pre-cooling the skin or using vibration near the site as a distraction

For a straightforward knee PRP injection, most patients rate the pain as a brief 3 to 5 out of 10 when done carefully, often less than a poorly placed cortisone injection.

Prolotherapy

Prolotherapy uses injections of an irritant solution, often dextrose, to stimulate a healing response around ligaments and tendons. Each individual injection is small, but there may be many in one session.

The solution itself can burn a bit if not buffered. A thoughtful physician pre-numbs the skin, uses tiny needles, and buffers lidocaine with bicarbonate so it stings less. I have had patients walk in terrified because they heard horror stories from friends who saw non-specialists, only to finish a well planned prolotherapy session and say, “That was nowhere near as bad as I expected.”

Bone marrow and adipose (fat) derived cell procedures

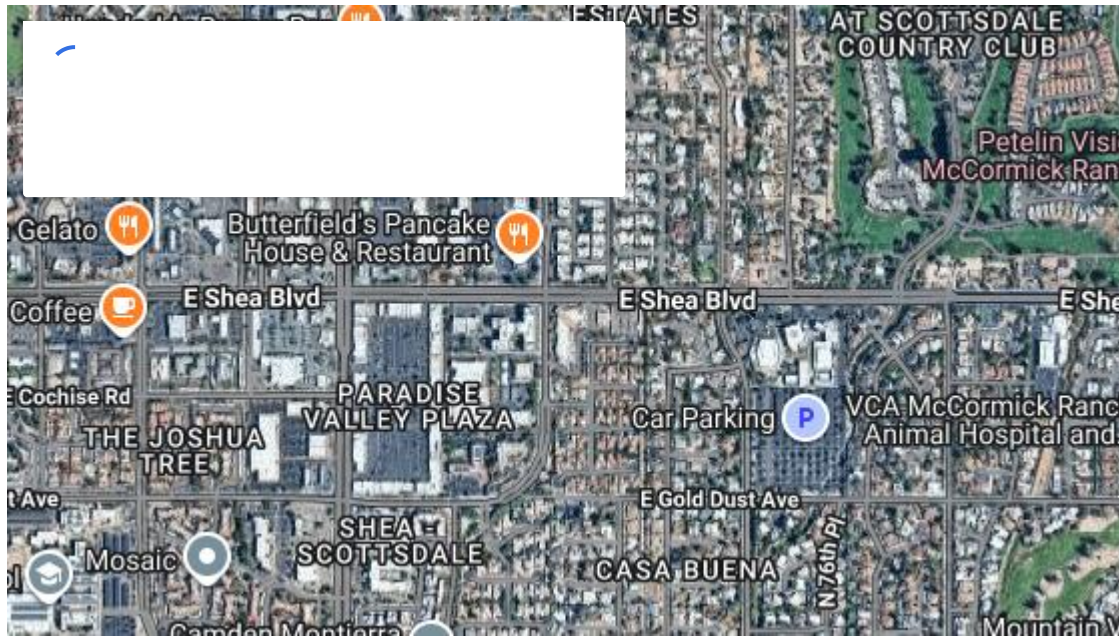
These are the treatments people ask most about when they ask, “Is regenerative medicine painful?” There are two distinct sources:

- Bone marrow aspiration, usually from the back of the pelvis

- Adipose tissue harvest, typically from the abdomen or flanks

Bone marrow aspiration has a reputation for being brutal, in part because many people have heard stories from cancer patients who had diagnostic bone marrow biopsies with minimal anesthesia. Regenerative medicine doctors usually approach it differently: generous local anesthetic into the skin and bone, small incisions, and careful technique. Patients feel pressure and a brief deep ache while the marrow is drawn, but with modern methods, outright sharp pain can often be kept to a few seconds.

Adipose harvest feels more like an extended dental procedure in your belly region. The tumescent fluid that is used to numb and separate fat can burn going in if not buffered well. Once it takes effect, most patients feel pressure and tugging rather than pain.



Again, the doctor's attitude toward comfort is what matters. When I see a patient who slept poorly the night before because they were dreading a bone marrow procedure, I know the real job is as much about reassurance and pacing as it is about the aspiration itself.

Spine and nerve-related injections

Regenerative procedures around the spine, sacroiliac joints, or major nerve branches carry a different challenge. The surrounding tissues are highly sensitive, and missing the ideal target increases both pain and risk.

This is where image guidance is non-negotiable. Fluoroscopy (real-time X-ray) or high resolution ultrasound allows the physician to reach the target with the fewest possible needle passes. Local anesthetic is layered in stages, and the solution is injected slowly while the patient is in constant communication with the physician.

When patients ask, "What is the success rate of regenerative medicine for backs?" my answer always includes a discussion of pain control. People move during painful procedures, and that movement makes precise targeting harder. Great outcomes and good pain management are not separate goals; they are tied together.

Tools regenerative medicine doctors use to keep procedures comfortable

In a well run clinic, pain minimization starts long before the first needle and continues through the recovery phase. Think of it as a chain of small decisions that add up to a very different experience.

Here are some of the most common tools, grouped roughly in the order a patient encounters them.

Before the procedure

The first and most powerful tool is simply a thorough, honest conversation. When patients understand what will happen, why each step is needed, and how long discomfort typically lasts, their anxiety drops dramatically. Anxiety amplifies pain; reducing it is not “soft” medicine, it is basic neurobiology.

Pre-procedure planning may include:

- Adjusting regular pain medications in a way that does not interfere with platelet function or healing
- Discussing whether a light oral sedative or anti-anxiety medication is appropriate
- Setting expectations around post-procedure soreness, so every ache does not feel like a sign that something went wrong

Some clinics also coach patients on simple breathing or grounding techniques. They may sound trivial, but in the moment, a cue like, “Slow deep breath in as I inject, now long breath out,” can change a 7 out of 10 sting into something much more tolerable.

Local and regional anesthesia

Local anesthesia is the main workhorse for pain control. Good physicians put real thought into how they use it:

- Buffering lidocaine with sodium bicarbonate so it burns less on injection
- Using the smallest needle that still allows efficient infiltration
- “Walking” the anesthetic in layers from skin inward, so the patient only feels the first stick
- Allowing adequate time for the anesthetic to take full effect before beginning the main procedure

For deeper or more complex procedures, regional nerve blocks may be added. For example, a suprascapular nerve block before a shoulder regenerative injection can dramatically reduce pain during and after the procedure. This requires skill and typically ultrasound guidance, but it is often worth the extra few minutes.

Imaging guidance

Ultrasound, fluoroscopy, or both are standard in high quality regenerative practices. From a pain perspective, guidance helps in two ways.

First, it makes the procedure more efficient: fewer passes, less time with a needle in the body, and less chance of irritating surrounding tissues. Second, it gives the physician confidence to move slowly and gently, because they can see the target instead of poking and hoping.

Patients sometimes ask if imaging is really necessary, especially if they are paying out of pocket and worry about costs. My answer is that a “cheaper” blind injection can easily become more painful and less effective. Precision is part of pain control.

Minimal and moderate sedation



Some patients are simply not good candidates for procedures under pure local anesthesia: they may have severe needle phobia, very active anxiety, or painful conditions that make lying still difficult. Others require extensive multilevel spine procedures or bilateral joint treatments in one session.

In these settings, a clinic may offer minimal inhaled nitrous oxide, oral sedatives, or, in a hospital or surgery center, supervised IV sedation. The goal is not to knock the patient out, but to relax the nervous system enough that pain is blunted and movement is minimized.

A careful doctor explains the trade-offs. Deeper sedation typically means stricter pre-procedure fasting rules, closer monitoring, and someone to drive you home. It can also add cost. But when used judiciously, it can turn a frightening experience into something a patient can willingly repeat if needed.

Non-drug comfort measures

Small details add up: a warm blanket in a chilly procedure room, adjustable positioning supports for the neck and low back, music that the patient chooses, and a nurse or assistant whose sole job during the procedure is to stay tuned to the patient's face and voice.



Patients sometimes underestimate how much these factors matter. In real life, they can mean the difference between a person tensing into every needle pass and a person who can take slow breaths, listen to a familiar song, and ride through the seconds of discomfort.

Here is a short checklist that many well run clinics informally follow to keep patients as comfortable as possible:

1. Explain each step before doing it, in plain language.
2. Use buffered local anesthetic and give it time to work.
3. Rely on ultrasound or fluoroscopic guidance for precise targeting.
4. Move needles slowly and communicate during each advance or injection.
5. Provide immediate post-procedure care instructions and a clear line of contact for worries.

What pain feels like after regenerative procedures

A common question is not just “Is regenerative medicine painful?” but “How long will it hurt afterward?” The answer depends on the procedure and the area treated, but several patterns are typical.

PRP and prolotherapy often cause increased [Regenerative Medicine Doctor](#) soreness for 24 to 72 hours as the injected solution creates an inflammatory cascade. Doctors usually recommend relative rest, ice or heat depending on philosophy, and non-NSAID pain options such as acetaminophen. Steroid anti-inflammatories and many NSAIDs are often discouraged because, at least in theory, they can blunt the healing response these treatments try to provoke.

Bone marrow or adipose harvest sites can ache like a bruise for several days, sometimes up to a week for very lean patients with little padding over the pelvis. Brisk walking may be limited for a short period, but gentle movement is typically encouraged.

Spine procedures may produce transient nerve irritation. Clear post-procedure instructions, realistic time frames for improvement, and early access to the treating doctor or team for reassurance play a big role in how distressing that pain feels.

The key distinction from surgery is that pain generally ramps down more quickly and with fewer systemic risks. There are exceptions and complications, of course, which is why choosing an experienced physician matters.

Who is a good candidate for regenerative medicine?

Candidacy is about more than the MRI image or the pain score. Good doctors look at the whole context: type and severity of tissue damage, overall health, expectations, timeline, and tolerance for out-of-pocket expense, since many treatments are not insured.

Broadly speaking, people who benefit most often share a few features:

1. Clear structural problem that matches their symptoms, but not so advanced that only joint replacement or major surgery can help.
2. Enough overall health and nutrition to support healing, without active uncontrolled infections, severe anemia, or advanced systemic disease.
3. Realistic expectations: hoping for meaningful reduction in pain and improvement in function, not perfection or a “new knee at 70.”
4. Willingness to follow a rehab plan and activity modifications after treatment.
5. Financial understanding that success is not guaranteed and multiple sessions may be needed.

There is no single age cutoff. I have seen highly active people in their 60s and 70s do very well, and younger patients with severe degeneration who needed surgery instead. An honest conversation is worth more than glossy marketing.

What is the success rate of regenerative medicine?

Patients understandably want numbers. The reality is that “regenerative medicine” is an umbrella for many distinct therapies, applied to different conditions, by clinicians with varying training. Success rates are not one clear statistic.

For mild to moderate knee osteoarthritis treated with PRP, several randomized trials have shown clinically meaningful improvement in pain and function for a majority of patients, often in the range of 60 to 80 percent reporting benefit over 6 to 12 months. Yet those same numbers look worse in end-stage bone-on-bone arthritis.

Tendon conditions such as tennis elbow or certain Achilles problems often respond very well to biologic injections, particularly when combined with loading-based rehab. Meanwhile, diffuse inflammatory conditions or systemic autoimmune diseases may not respond at all to local regenerative procedures.

I tell patients that the biggest problem with regenerative medicine right now is not that it never works, but that it works in a very condition- and technique-specific way, and the marketing often outruns the data. Pain during procedures can be well controlled; what remains uncertain in many areas is long term effectiveness.

The four “types” of regeneration: biology vs clinical practice

You may see the phrase “What are the 4 types of regeneration?” in online articles or videos. In formal biology, scientists often describe four general patterns of regeneration in living organisms: epimorphic regeneration (regeneration from a blastema, as in salamander limbs), morphallaxis (reorganization of existing tissue, as in hydra), compensatory regeneration (as in the liver), and tissue-level replacement.

Clinically, physicians do not usually categorize treatments in this way. Instead, we tend to talk about four broad therapeutic strategies:

- Platelet based therapies such as PRP to deliver growth factors
- Cell based therapies using bone marrow or adipose derived cells, where permitted by regulation
- Prolotherapy and similar irritant techniques that trigger local healing cascades
- Tissue engineered scaffolds or grafts that provide structure and biological signals

Patients should know that terminology online can be sloppy. The important question in the exam room is not which “type” a therapy belongs to, but whether there is credible evidence for your particular condition and whether the path to getting there is safe and tolerable.

Costs, insurance questions, and the economics behind comfort

People frequently ask, often a bit sheepishly, “How much do regenerative medicine doctors make?” and “What is the average cost of regenerative medicine?” The subtext is usually, “Is the doctor recommending this because it helps or because it is lucrative?”

Income varies wildly. Many regenerative physicians are sports medicine or PM&R doctors, whose average US incomes tend to fall somewhere in the mid-range of medical specialties, often in the low to mid six figures. These are nowhere near the very top earners; in surveys, orthopedics, plastic surgery, cardiology, and some surgical


subspecialties usually rank as the highest paid doctor specialty groups, whereas fields like pediatrics and family medicine often sit among the lowest paying doctor specialty areas.

Procedure pricing also spans a wide range. In the United States, a single PRP injection might cost 500 to 2,500 dollars depending on the joint, the preparation system, and the setting. More complex cell based procedures that involve bone marrow or fat harvest, multiple joints, and use of a surgery center can climb into the several thousand to over ten thousand dollar range. International prices differ dramatically.

This brings us to another uncomfortable truth: "Will insurance pay for regenerative medicine?" often has the answer "not much." Some private insurers now cover certain PRP uses, but many do not. Stem cell based treatments for orthopedic problems are usually considered experimental and remain out of pocket in most regions. Medicare coverage is limited.

Patients sometimes ask about specific products or brands: for example, "Does insurance cover Kinetix?" because they have seen advertisements. Coverage for branded biologic products, injectable hydrogels, or device-based therapies is highly plan-specific and changes frequently. A responsible physician or clinic will be candid about what they know, encourage you to call your insurer directly, and avoid making promises.

From a pain minimization standpoint, all of this matters. A clinic that invests in ultrasound machines, staff training, sedation protocols, and longer visit times for gentle technique does carry higher overhead. That can nudge prices up. When you evaluate options, it is entirely fair to ask how the clinic handles comfort, what equipment they use, and who will be in the room with you. Sometimes a slightly higher cost buys a much smoother experience.



Disadvantages and ethical fault lines in regenerative medicine

For all its promise, regenerative medicine comes with real drawbacks beyond cost.

First, regulation and evidence are uneven. Some therapies sold as "stem cell" treatments are actually low cell count or acellular products with little proof behind them. Patients fly to other countries because they heard a celebrity did, only to undergo poorly standardized protocols. For example, when people ask, "Where did Joe Rogan get his stem cell treatment?" they are usually referring to his publicly discussed trips to Panama for umbilical cord derived stem cell infusions. That does not mean the same treatment, or its safety profile, generalizes everywhere.

Second, the absence of insurance coverage creates a two tiered system. Those with resources can try promising but unproven therapies; those without may never hear about them. That dynamic can also tempt some clinics to oversell benefits or underplay risks and pain.

Third, there are biologic unknowns. Although local orthopedic uses of autologous cells (your own) [Regenerative Medicine Doctor](#) have a good safety record so far, many systemic or off-label uses are poorly studied. This is one of the important disadvantages of regenerative medicine at its current stage.

Finally, buzz around “natural” ways to regenerate can lead to oversimplification. Patients ask whether fasting for 72 hours regenerates cells, whether a supplement will “rebuild cartilage,” or whether they can skip proven hypertension treatment in favor of stem cells. Short-term fasting does influence immune cell dynamics and metabolism in interesting ways, but translating that into clinically meaningful tissue regeneration in humans remains speculative. A responsible regenerative medicine doctor will tell you where the science ends and wishful thinking begins.

Pain control as a marker of professionalism

When you sit across from a regenerative medicine doctor, you are not just buying an injection. You are depending on their judgment about whether regeneration is a good idea for you at all, how likely it is to work, and how safely and comfortably it can be delivered.

A few practical questions you can ask to gauge that judgment, especially around pain:

- “What do you do to minimize discomfort during the procedure?”
- “Will you use ultrasound or X-ray guidance?”
- “What sort of pain should I expect over the first week, and how do you recommend managing it?”
- “How many of these procedures have you done for my specific condition?”

Listen to whether the answers are concrete and specific. Vague reassurances are less helpful than a calm, detailed walk-through of analgesia plans, positioning, and follow-up.

Regenerative medicine is not magic, and it is not painless by default. It involves needles, biologic responses, and recovery. But in the hands of experienced physicians who respect both evidence and human comfort, the procedures are far more tolerable than their reputation suggests. And when the biology and the indications line up, they can offer a way to reduce chronic pain without another major surgery.

The best sign that you have found such a physician is not glossy marketing or a famous patient list. It is the feeling, from the first consultation onward, that your experience of pain is being taken as seriously as your MRI.