

Shipping a car across the country may seem like a daunting task, but with the right knowledge and preparation, it can be a smooth and efficient process. Irvine, California, is an excellent location for car shipping services, offering access to major highways, reputable transport companies, and convenient shipping options. Whether you're relocating, purchasing a vehicle, or need to transport a car for any other reason, Irvine auto shipping makes the process easier than you think.

This step-by-step guide will walk you through the entire process of shipping your car across the country, from choosing the right auto transport company to preparing your vehicle for transport. By following these steps, you'll ensure that your car is shipped safely, on time, and at an affordable rate.

Step 1: Choose the Right Irvine Auto Transport Company

The first step in shipping your car across the country is selecting a reliable and experienced auto transport company. With many companies offering various types [Irvine car transport](#) of services, it's important to do thorough research to find the best fit for your needs. Here's how to choose the right company:

Research and Read Reviews

Start by reading customer reviews on trusted platforms such as Google, Trustpilot, and the Better Business Bureau (BBB). Look for companies with a history of positive reviews, timely deliveries, and excellent customer service. The best companies will have a strong reputation for delivering vehicles safely and efficiently.

Verify Licensing and Insurance

Before hiring an auto transport company, make sure they are properly licensed and insured. The company should be registered with the Federal Motor Carrier Safety Administration (FMCSA) and have adequate insurance coverage to protect your vehicle during transit.

Get Multiple Quotes

Request quotes from multiple Irvine auto shipping companies to compare pricing and services. Make sure the quote includes all fees, so there are no hidden costs. While you don't want to choose the cheapest option, you should also avoid companies that offer prices that seem too good to be true, as they may cut corners on service.

Assess the Shipping Services

Evaluate the shipping options offered by each company. If you need extra protection for your vehicle, inquire about enclosed transport services. If you prefer convenience, look for door-to-door service. Choose a company that offers services that meet your specific needs and budget.

Step 2: Decide on the Type of Transport

Once you've selected a reputable Irvine auto transport company, the next step is deciding which type of transport you need. There are two primary options to choose from: open transport and enclosed transport. Each has its pros and cons, depending on your vehicle's needs and your budget.

Open Transport

Open transport is the most common and cost-effective way to ship a car. In this method, your car is transported on an open-air carrier along with other vehicles. While it's exposed to the elements during transit, it's a safe and reliable option for most cars, trucks, and SUVs. This is the most affordable option for shipping a car across the country.

Enclosed Transport

Enclosed transport offers additional protection by shipping your vehicle inside a fully enclosed carrier. This method is ideal for luxury, vintage, or high-value vehicles that require extra care during transport. While it's more expensive than open transport, it provides peace of mind knowing your car is shielded from weather conditions, debris, and road hazards.

The choice between open and enclosed transport depends on the value and condition of your vehicle and your budget. If you're shipping a standard car, open transport should suffice. However, for valuable or classic cars, enclosed transport is worth considering.

Step 3: Choose Pickup and Delivery Options

After selecting the type of transport, you'll need to decide on pickup and delivery options. There are two primary choices: door-to-door shipping and terminal-to-terminal shipping.

Door-to-Door Shipping

Door-to-door shipping is the most convenient option, as the auto transport company will pick up your vehicle from your home or designated location and deliver it directly to your new address. This option is more convenient but may cost slightly more than terminal-to-terminal shipping.



Terminal-to-Terminal Shipping

With terminal-to-terminal shipping, you'll need to drop off and pick up your vehicle from a designated terminal. This option is typically more affordable than door-to-door service, but it requires more effort on your part. You'll need to find a local terminal and arrange for your vehicle to be dropped off or picked up there.

Choosing the right option depends on your preference for convenience versus cost. If you prefer maximum convenience and are willing to pay a bit more, door-to-door shipping is the best choice. However, if you want to save money and don't mind the extra effort, terminal-to-terminal shipping may be a more affordable option.

Step 4: Prepare Your Vehicle for Shipping

Preparing your car for shipping is a crucial step in ensuring it arrives at its destination safely and in the same condition. Here are some important steps to take before shipping your vehicle:

Clean Your Vehicle

Wash your car inside and out before shipping it. A clean car allows the transport company to properly inspect and document any pre-existing damage, such as scratches, dents, or paint chips. This documentation will be helpful if there is any damage during transit.

Remove Personal Belongings

Remove all personal items from your vehicle. Auto transport companies typically do not allow personal belongings in the car due to safety and liability concerns. Additionally, removing items helps reduce the weight of the vehicle, which can impact the shipping cost.

Check Fluid Levels

Ensure that your vehicle has the proper fluid levels, such as coolant, oil, and windshield washer fluid. Low fluid levels can cause issues during the shipping process, so make sure your vehicle is in good running condition before transport.

Document Existing Damage

Take detailed photos of any existing damage to your vehicle, including scratches, dents, and paint chips. This documentation can help in case of disputes or damage claims after the vehicle is delivered.

Check the Tires and Battery

Make sure your vehicle's tires are properly inflated, and the battery is charged. This will make loading and unloading your car easier and reduce the chance of delays during transport.

Step 5: Track Your Shipment

Most reputable Irvine auto transport companies offer tracking services, allowing you to monitor your vehicle's progress during transport. This is especially useful for long-distance shipping, as it allows you to stay updated on the estimated arrival time of your vehicle.

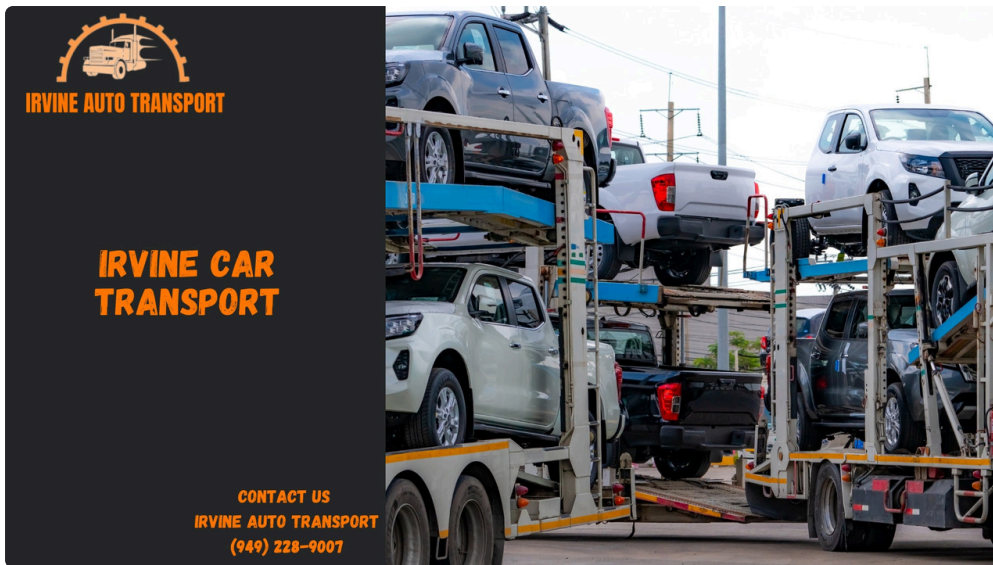
Ensure that you are given tracking details when booking your shipment. Stay in touch with the transport company to get updates if needed, and feel free to ask for more information if you're concerned about any delays.

Step 6: Inspect Your Vehicle Upon Delivery

Once your vehicle reaches its destination, it's important to inspect it thoroughly to ensure that no damage occurred during the shipping process. Here's what to do:

1. Compare the Condition

Compare the current condition of your vehicle with the pre-shipping photos you took. Look for any new scratches, dents, or other damage. Make sure to check for damage on all sides of the car, including the roof, undercarriage, and tires.



2. Report Any Issues

If you notice any damage, report it immediately to the shipping company and file a claim with their insurance. Most auto transport companies offer insurance coverage, but it's important to act quickly to ensure you're covered.

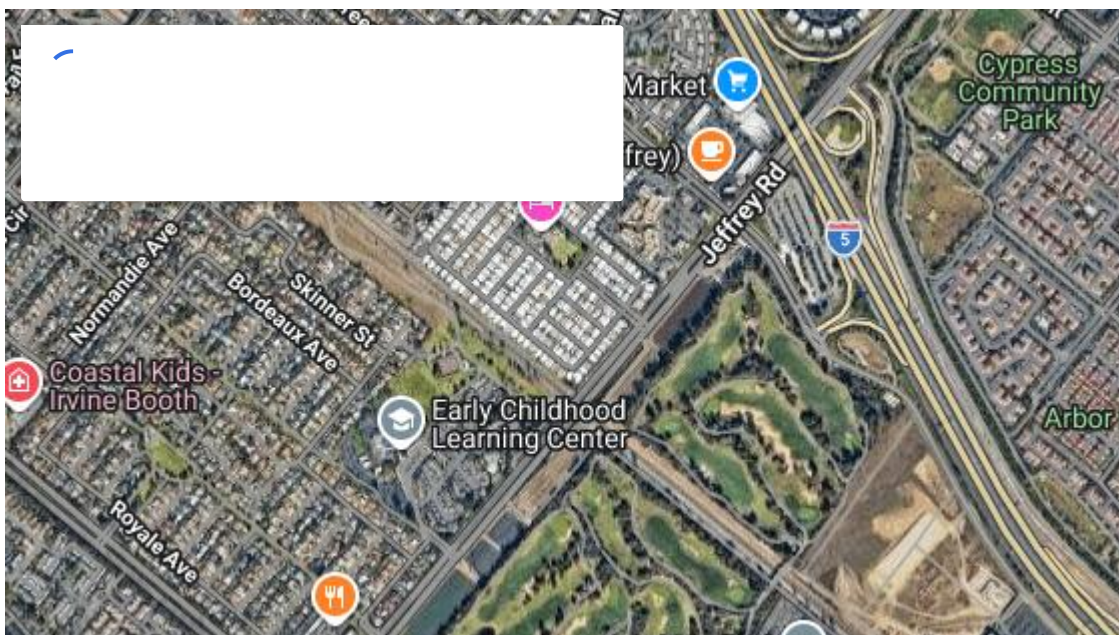
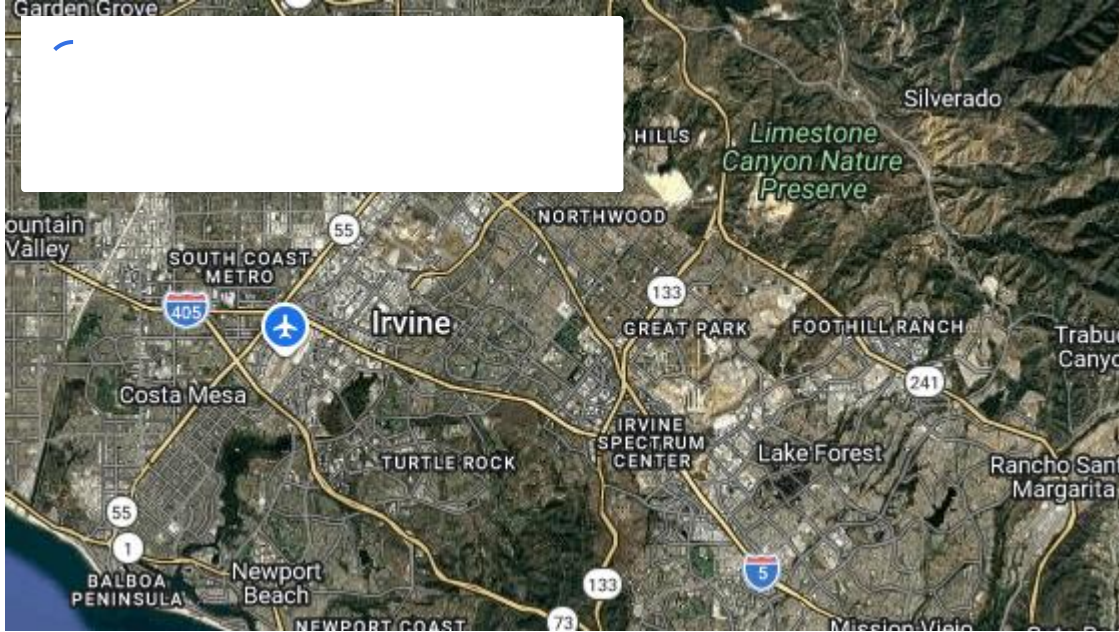
3. Sign the Delivery Receipt

Once you've inspected your vehicle and everything is in order, sign the delivery receipt. This officially confirms that you received your vehicle and that there is no damage to report.

Conclusion

Shipping your car across the country from Irvine doesn't have to be stressful. By following these simple steps, you can ensure a safe and efficient transport experience. From selecting the right auto transport company to preparing your vehicle for shipment and tracking its progress, Irvine offers excellent options for vehicle shipping.

With careful planning and the right auto transport company, your car will be delivered safely and on time, ready for its new destination. Irvine auto shipping provides the convenience, reliability, and peace of mind you need for a smooth vehicle shipping experience.



Contact Us

Irvine Auto Transport

(949) 228-9007

