

Moving across the country can feel overwhelming, but with the right preparation and guidance, your long-distance move can be smooth and stress-free. Whether you're relocating for a new job, family, or a fresh start, hiring professional **long distance movers in Longview** and following some expert strategies can save you time, money, and unnecessary stress.

## Longview commercial movers Longview Movers

### 1. Start Planning Early

One of the most important steps in a cross-country move is planning ahead. Begin your preparations at least 8–12 weeks before your moving date. This gives you ample time to:



**CHEAP  
MOVERS  
LONGVIEW**



**Longview Movers  
(903) 218-3813**

- Create a moving checklist
- Research and hire reliable movers
- Sort and declutter your belongings
- Notify utility companies and change your address

Early planning also allows you to compare quotes from multiple **Longview long distance movers**, ensuring you get the best price without compromising on quality.

### 2. Hire Professional Long Distance Movers

Choosing the right moving company is crucial for a stress-free relocation. Look for movers who specialize in long-distance moves, have positive reviews, and offer transparent pricing. Professional movers can handle:

- Packing and loading your items safely
- Transporting furniture and fragile items securely
- Providing insurance options for added peace of mind
- Coordinating logistics to meet tight schedules

Remember, hiring experienced movers reduces the risk of damage, delays, or lost items, allowing you to focus on settling into your new home.

### 3. Declutter and Organize Your Belongings

Long-distance moves are a perfect opportunity to declutter. Go through each room and decide what to keep, donate, or discard. Organizing your belongings before packing will:

- Reduce moving costs by transporting fewer items
- Save time during packing and unpacking
- Make your new home feel more organized and comfortable

Labeling boxes clearly with contents and destination rooms will also make unpacking much easier.

### 4. Pack Smart and Efficiently

Packing can be one of the most time-consuming parts of a move. To make it manageable:

- Use sturdy boxes and high-quality packing materials
- Wrap fragile items in bubble wrap or clothing
- Keep essential items in a separate, easily accessible box
- Use color-coded labels to track rooms or item types

Some professional **Longview movers** even offer packing services to make this process faster and safer.

### 5. Take Care of Utilities and Important Documents

Before you leave, ensure all your utilities are scheduled for disconnection or transfer. This includes electricity, water, gas, internet, and cable services. Additionally, gather important documents like:

- Passports and IDs
- Medical records
- Financial documents
- School or work-related papers

Keep these documents in a safe, easily accessible location during your move.

### 6. Prepare for Moving Day

Moving day can be hectic, so preparation is key. Some tips include:

- Keep a moving day kit with snacks, water, and essentials
- Have a clear communication plan with your movers
- Check your inventory list before and after loading
- Ensure pets and children are cared for safely during the move

Staying organized and calm on moving day makes the entire experience more manageable.

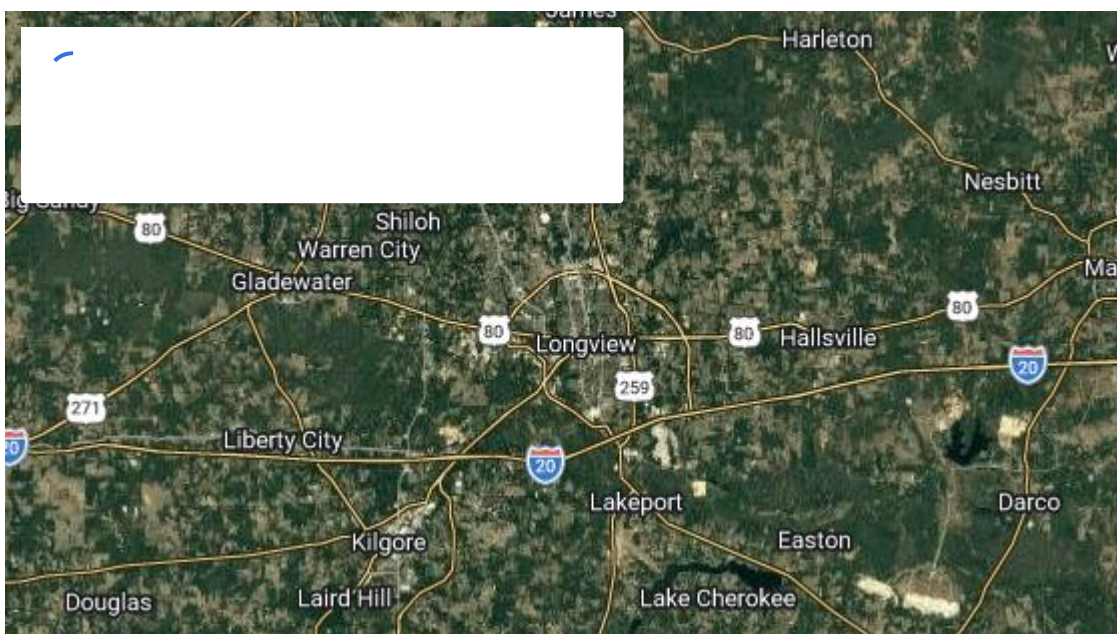
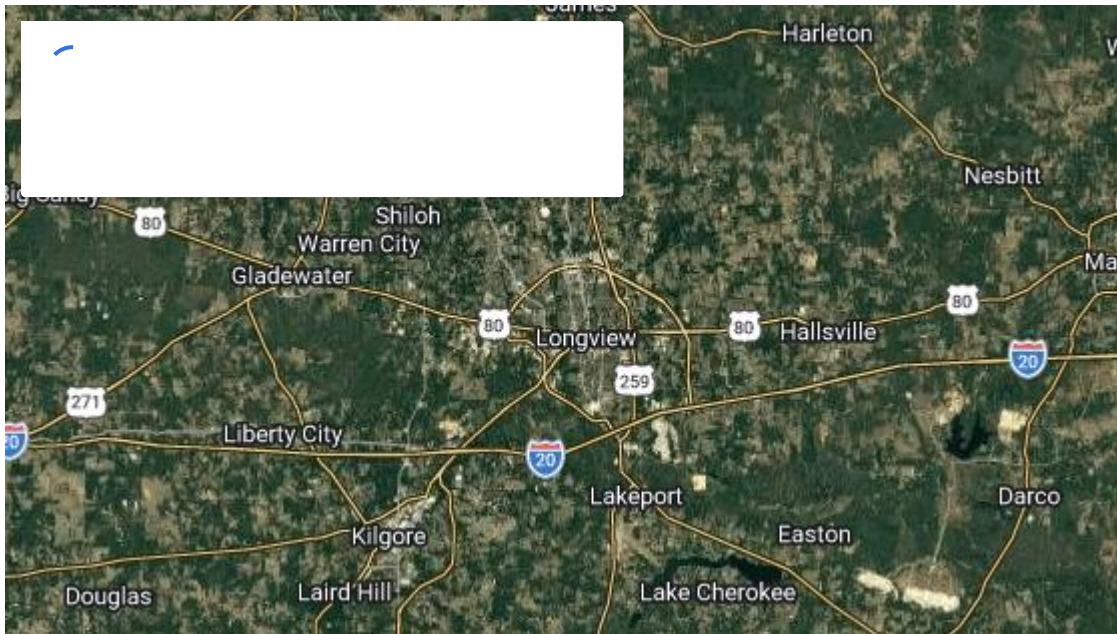
### 7. Settling Into Your New Home

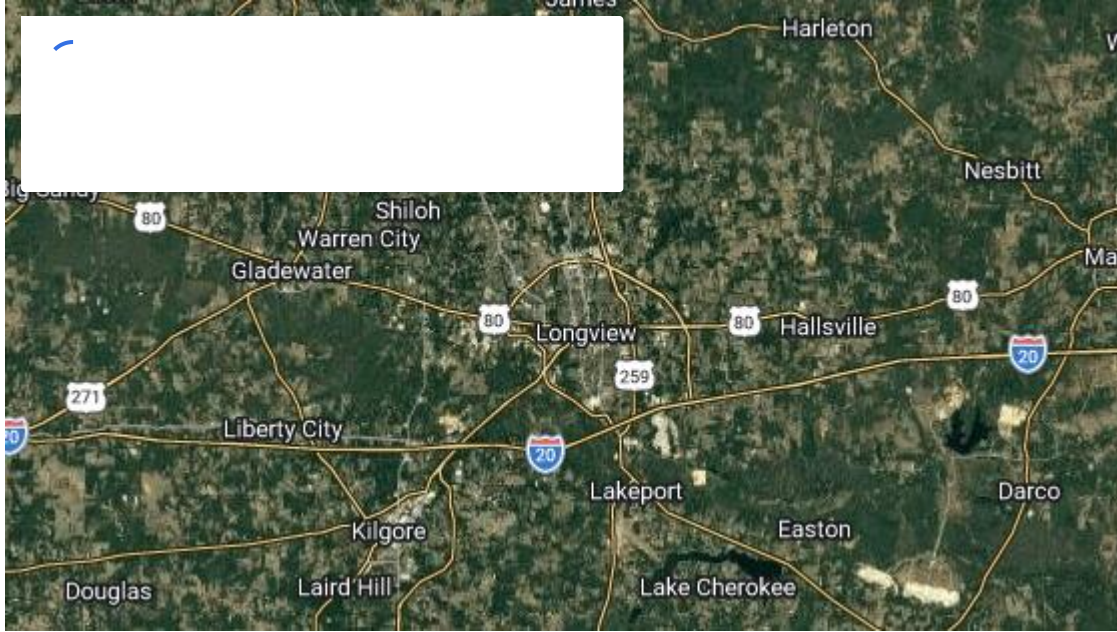
Once your belongings arrive, unpack strategically, starting with essential rooms like the kitchen and bedrooms. Take your time arranging furniture and organizing your items. Professional movers can even help with heavy lifting and positioning of large furniture, reducing the strain on you and your family.

Finally, explore your new neighborhood, meet neighbors, and enjoy your fresh start!

## Conclusion

Cross-country moves can be challenging, but with the right planning, professional help, and efficient packing strategies, you can make the transition smooth and stress-free. Hiring trusted **long distance movers in Longview** ensures your belongings arrive safely while you focus on starting your new chapter with confidence.





## Contact Us:

### Longview Movers

Phone: [\(903\) 218-3813](tel:(903)218-3813)